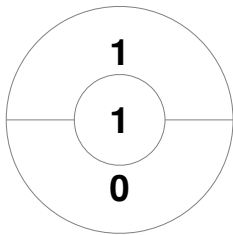


**Match Statistics**

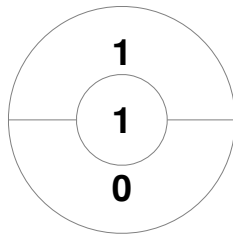
Match #	Date	Time	Pool / Class	Pitch
18	24 Aug 2003	15:00	Final 1-2	

<b>Netherlands</b>	Full Time	<b>4 - 2</b>	<b>Australia</b>
	Half Time	<b>2 - 1</b>	

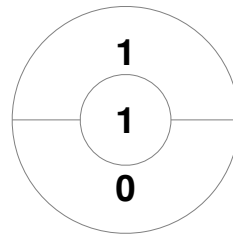
**Penalty Corners**



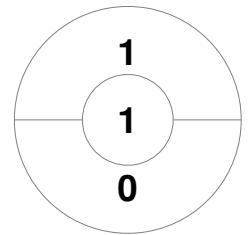
**NED**



**AUS**



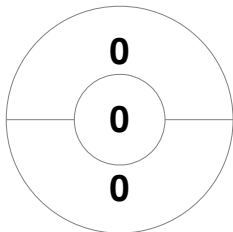
**NED**



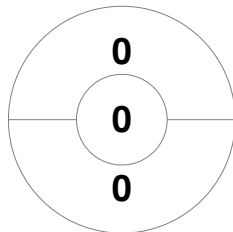
**AUS**

**Circle Entries**

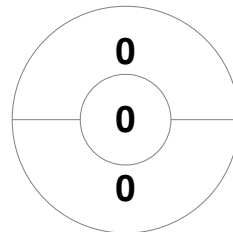
**Shots**



**NED**



**AUS**



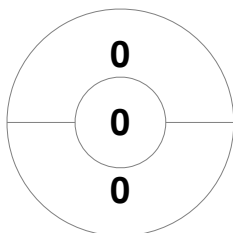
**NED**



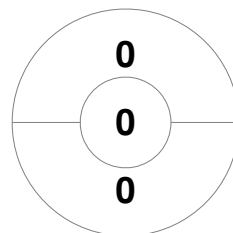
**AUS**

**Shots on Target**

**Possession %**



**NED**



**AUS**

