

Match Statistics

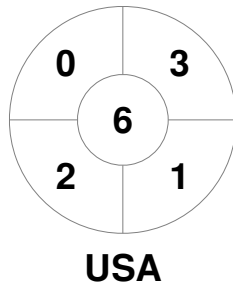
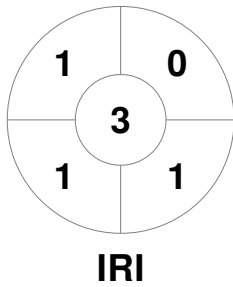
| Match # | Date | Time | Pool / Class | Pitch |
|---------|-------------|-------|--------------|---------|
| 11 | 06 Feb 2023 | 17:50 | Pool B | Pitch 1 |

| Iran | | | |
|---------|--|--|--|
| GK Subs | | | |

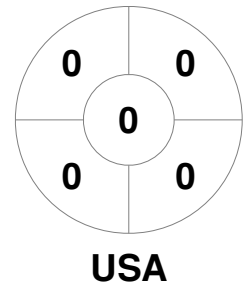
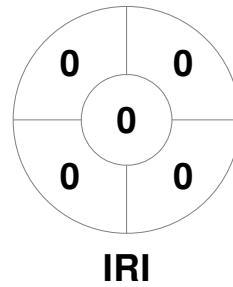
| | |
|--------------|-------|
| Full Time | 8 - 3 |
| Third Period | 4 - 3 |
| Half-time | 3 - 1 |
| First Period | 2 - 0 |

| United States | | | |
|---------------|----|----|--|
| GK Subs | 35 | 39 | |

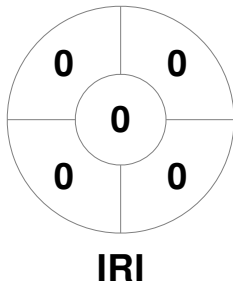
Penalty Corners



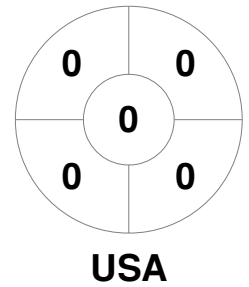
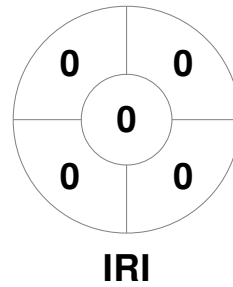
Circle Entries



Shots



Shots on Target



Possession %

